

Toldos Noach

By Walder Education Pavilion of Torah Umesorah

Director: Mrs. Rouhama Garelick

Created by: Rabbi Yisroel Hass

4th Grade Rebbe, Yeshiva Shearis Yisroel - The Veitzener Cheder

Grade Level:

Elementary, Middle School, or High School

Description:

A color flowchart representing the nations that came from the children of Noach after the Mabul. (בראשית י). There are three charts, one for each of Noach's sons. These serve as a helpful visual aid to enable the students to keep track of the descendants of Noach.

Goals/Objective:

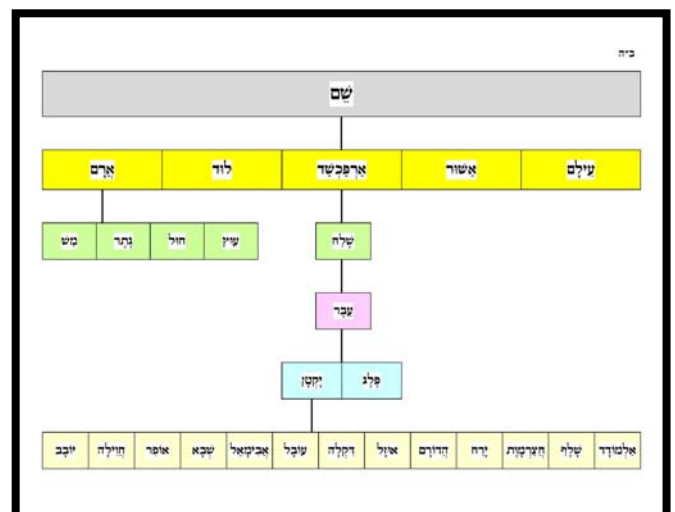
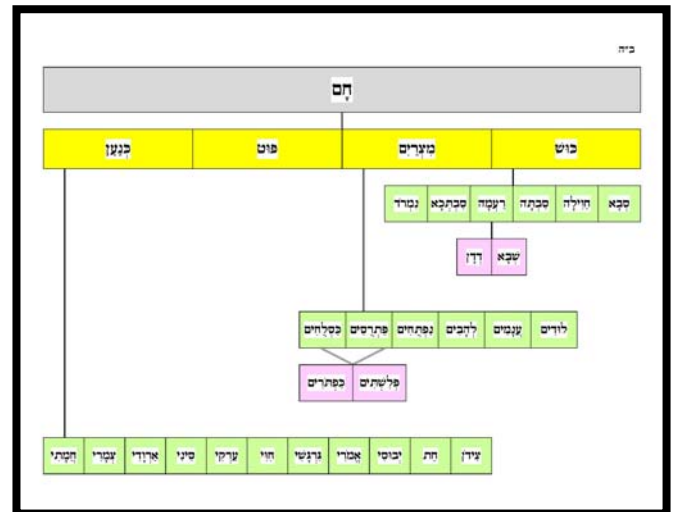
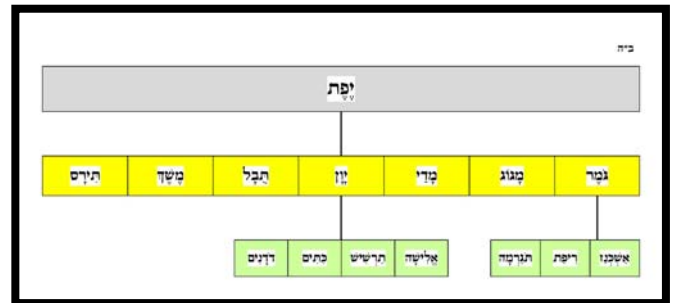
Students will learn the perek, and be able to chart the children and grandchildren of Noach.

Materials Needed:

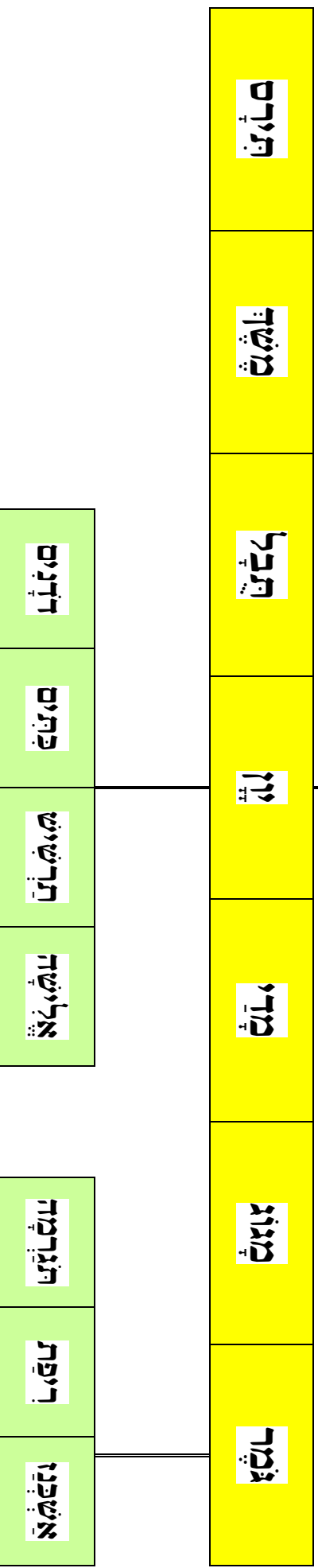
- Color printer recommended

Instructions:

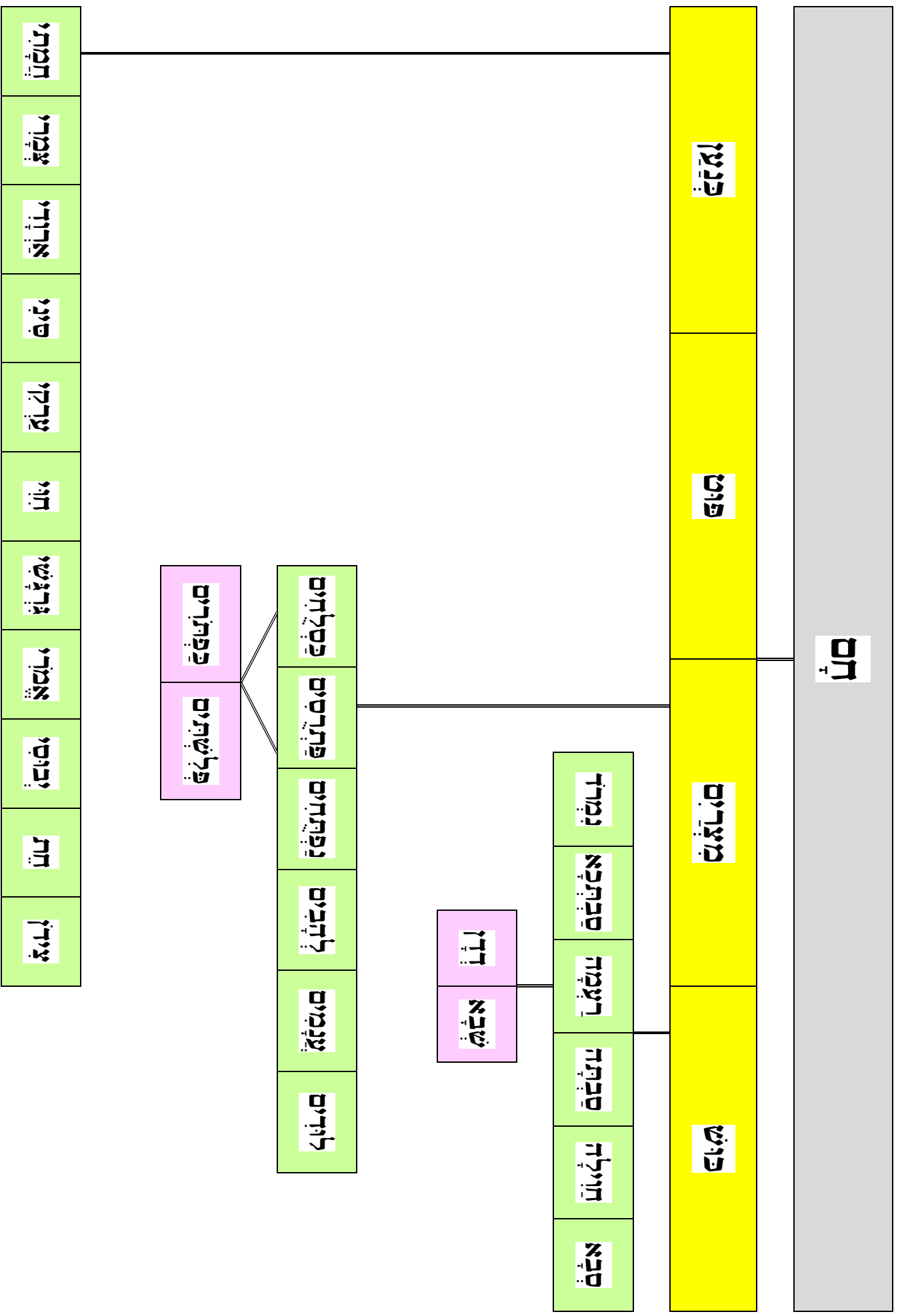
1. Give out a copy of the charts to the whole class.
2. Explain the concept of the perek; the pasukim only state the names of Noach's descendents who later became nations.
3. Explain the possibility of finding more details throughout perek.
4. Give students the opportunity to try learning the whole perek by themselves.



יפרת



חם



שֵׁם

אָרַם

לוֹד

אֶרְפַּלְשֵׁד

אַשׁוּר

עֵילָם

מִשֵּׁ

גְּמַר

חוּל

עוּז

שֵׁלַח

עֵבֶר

מִקְטָן

פֶּלֶג

יוֹכָב

חַוִּילָה

אֲזוּרָה

שִׁבְנָה

אַבְנֵי־מַאֲלָה

עוֹזָבֵל

דְּמִילָה

אֲזוּלָה

הַדְּזוּרָה

קִרְחָה

חַצְרֵי־מִזְבֵּחַ

שֵׁלַח

אַלְמִלְחָדָד